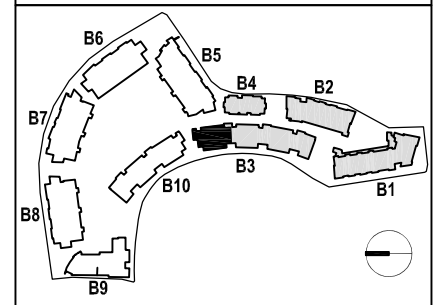


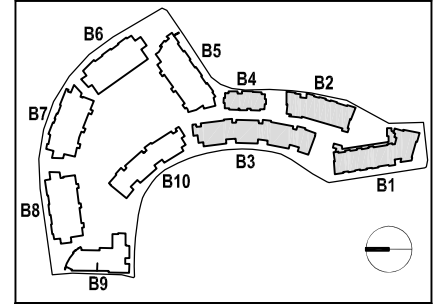
| | |
|------------------------|------------------|
| APARTMENT TYPE: | P2 |
| INTERNAL: | 193.0 sqm |
| BALCONY: | 107.0 sqm |
| Total | 300.0 sqm |

| | | | | | | | | | | | |
|------------------|---|---|---|---|---|---|---|---|---|----|---|
| LOCATION: | | | | | | | | | | | |
| Building | 1 | 2 | 3 | 4 | 5 | 6 | 7 | 8 | 9 | 10 | |
| Level | | | | | | | | | 1 | 2 | 3 |
| Apartment | 1 | 2 | 3 | 4 | 5 | 6 | 7 | 8 | | | |

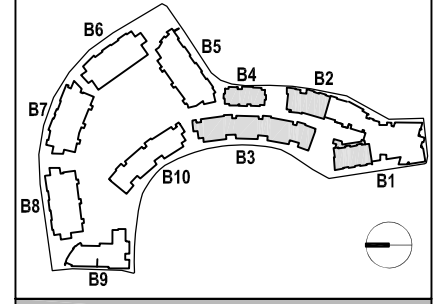
UNITS:
335



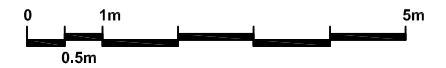
LEVEL 3



LEVEL 2



LEVEL 1



ALL ROOM DIMENSIONS ARE APPROXIMATE ONLY.

Plan area + layout can vary within apartment types; apartment areas are calculated to mid point of shared walls, include external walls. Whilst all reasonable care has been taken in the presentation of this floor plan, it is illustrative only. The layout, dimensions and areas are approximate only and not to scale and may be subject to change following completion of construction and survey. Neither Gordon Property Developments nor its agents shall be liable to you, should there be any changes between this floor plan and the actual unit as constructed.

Marina View
3 Bed Penthouse

PEPPERS
BLUE ON BLUE RESORT
MAGNETIC ISLAND